



# FERNO BARIATRIC SOLUTIONS



Quickly & easily convert standard cots into a bariatric solution



 **FERNO**  
When it's Critical™




*LBS Bariatric Board quickly attaches to the Ferno 35X, 93P, and POWERFlexx Cots and folds away for easy storage in an ambulance compartment.*



*The LBS Mattress provides added patient comfort and folds away for easy storage.*



*The LBS carrying case provides added convenience when deploying and storing the LBS.*



*The Manta Transfer Sheet is quickly deployed and provides multiple handholds for moving patients weighing up to 800 lbs.*



*Bariatric Tow Package attaches to the cot's head-end load frame to allow the cot to be pulled up ramps by a winch.*



*The LBS Junior has the same great benefits of the LBS, but includes a narrow profile with "wings" that fold while it's on the cot for better maneuverability through narrow doorways.*

## Flexibility

Ferno Bariatric Solutions provide the flexibility to safely transfer and transport to bariatric patients with a standard Ferno ambulance cot.

Quickly convert to a bariatric cot on-scene with the LBS Bariatric Board attachment. There's no need to purchase and maintain specialized equipment. When not in use, the LBS folds for easy storage in an ambulance compartment

The LBS attaches to the POWERFlexx powered ambulance cot, which features 700 lb unassisted lift capacity, reducing situations that may cause injury to you or your patient.

In the lowest position, the POWERFlexx, and the 35X PROFlexX manual ambulance cot, feature 1000lb load capacity and true 360° turning radius, so there's no need to raise the cot for the heaviest patients, reducing the risk of injury and the amount of manpower needed to move the patient.

Additional accessories facilitate smooth transfer and transport of the patient, including the Manta Transfer Sheet and the bariatric tow package.



**quickly convert a Ferno cot into a bariatric cot**

